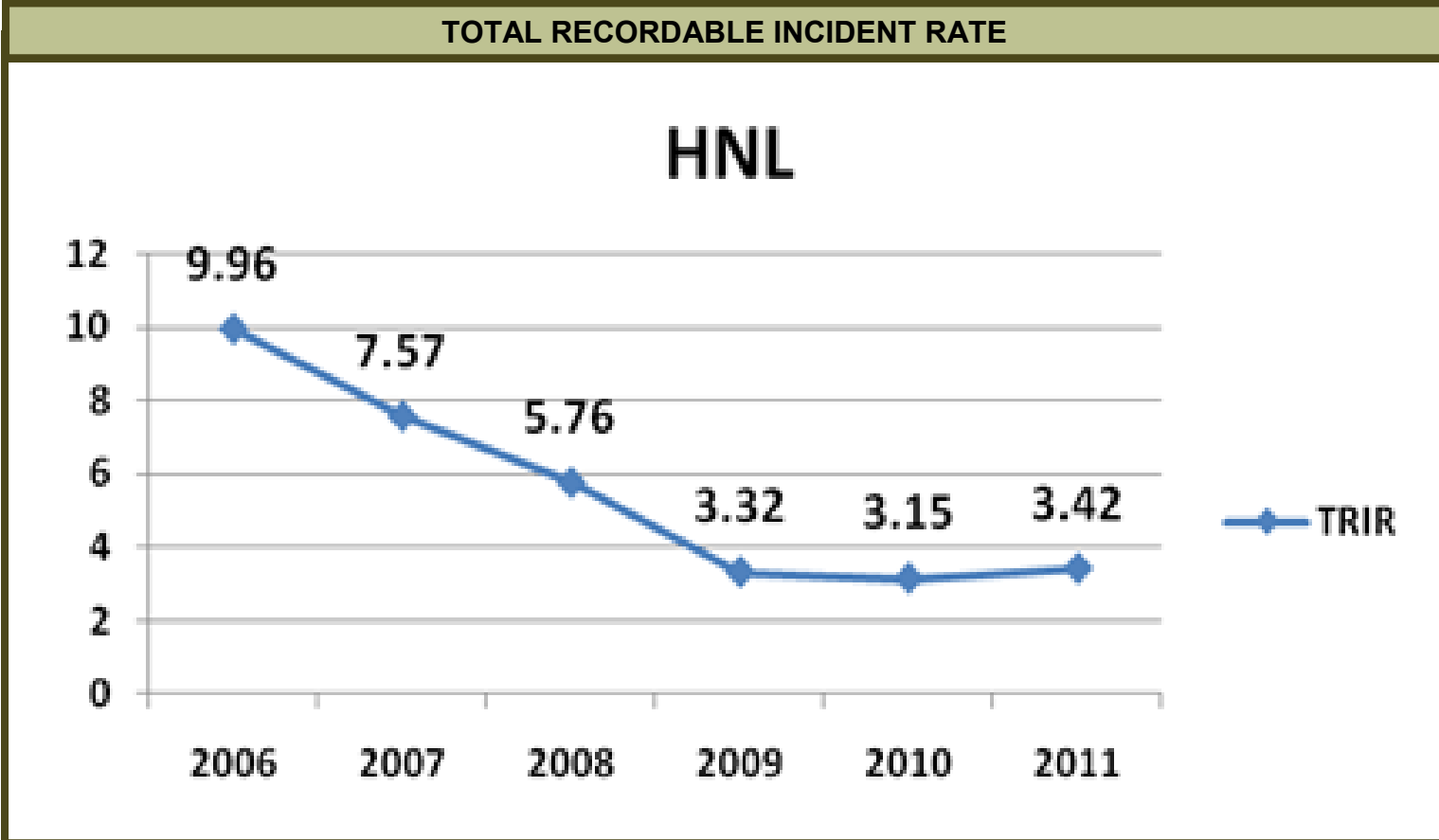
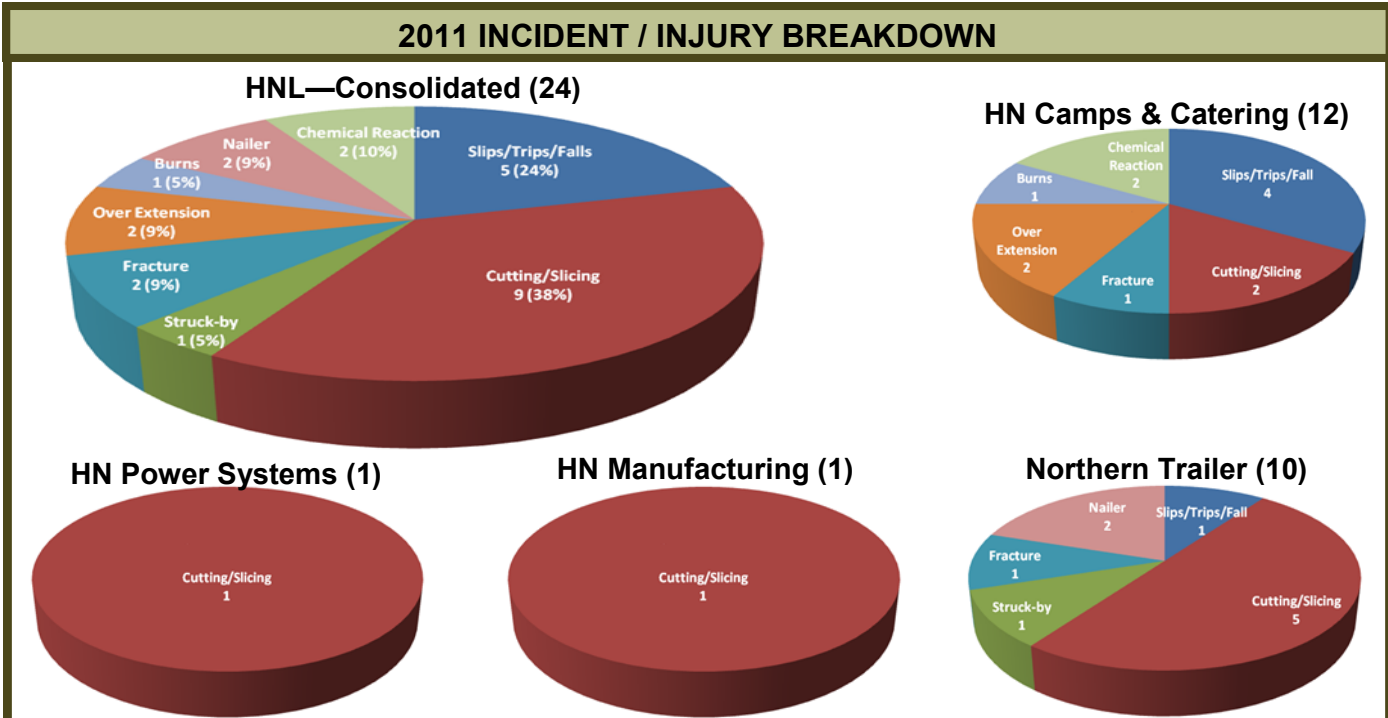
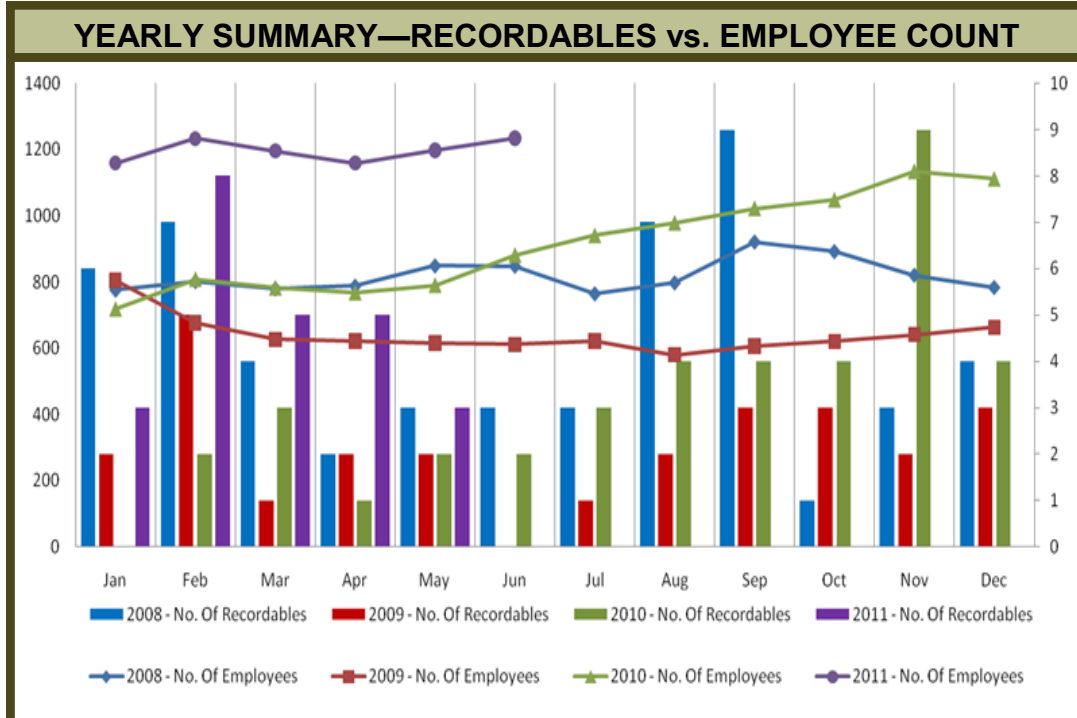




The following is the HSE Performance Snapshot with results through to June 30, 2011 for HNL and its group of companies.

KEY HIGHLIGHTS—Qtr 2 2011

- ✓ **No Fatalities**
- > **Lost Time Work Cases**
 - 0 Lost Time Work Case Qtr 2 vs. 2 in Qtr 1 2011
 - HNL's Current LTIR is 0.20
- > **Total Recordable Incident Rate (TRIR)**
 - 3.42 TRIR Qtr 2 2011 vs. 3.56 in Qtr 1 2011
 - 8 Recordables Qtr 2 2011 vs. 16 in Qtr 1 2011
- > **Reportable Spills**
 - 2011 Reportable Spills 0
- > **WCB Claims Costs & Claims**
 - 2K Claims Costs Qtr 2 2011 vs. \$39K in Qtr 1 2011
 - 15 WCB Claims Qtr 2 2011 vs. 24 in Qtr 1 2011
- > **Recordable Vehicle Incident**
 - 0 Vehicle Incidents Qtr 2 2011 vs. 4 in Qtr 1 2011
- > **Recordable Property Damage**
 - 0 Property Damage Qtr 2 2011 vs. 2 in Qtr 1 2011



Consecutive Safe Working Days With No Lost Time

HN Swamp Mats	1767 Days 0.00 LTIF
HN Manufacturing	1494 Days 0.00 LTIF
Horizon Marine	1236 Days 0.00 LTIF
HN Camps & Catering	132 Days 0.15 LTIF
HN Northern Trailer	98 Days 0.42 LTIF

(Last Lost Time – Mar 24, 2011 – NT)



SMI RECEIVES MAXIMUM WCB DISCOUNT FOR 2 CONSECUTIVE YEARS

For 2011 HN Swamp Mats achieved the maximum allowable Workers Compensation Board (WCB) premium discount of 60%. Swamp Mats will receive a similar discount for 2012 as the discount rate for 2012 is based on claims costs for 2008, 2009 and 2010 (2011 being a gap year). Swamp Mats claims costs for these 3 years was zero. These discounts represent significant dollar savings to SMI in reduced premium costs and, more importantly, it demonstrates workers are not getting injured. The employees of HN Swamp Mats were recognized for this 2 year consecutive achievement at a special luncheon held on May 27, 2011 where they were each presented with a wrist watch by HNL Corp.

